

Going



Mobile

Made Easy

Special Bonus Report

**Quickstart Guide to
Skyrocket Your Offline and
Online Business Success
with Mobile Marketing**

Powered by : [**Your Website URL**](#)

Disclaimer:

This work may not be copied, sold, used as content in any manner or your name put on it until you buy sufficient rights to sell it or distribute it as your own from us and the authorized reseller/distributor.

Every effort has been made to be accurate in this publication. The publisher does not assume any responsibility for errors, omissions or contrary interpretation. We do our best to provide the best information on the subject, but just reading it does not guarantee success. You will need to apply every step of the process in order to get the results you are looking for.

This publication is not intended for use as a source of any legal, medical or accounting advice. The information contained in this guide may be subject to laws in the United States and other jurisdictions. We suggest carefully reading the necessary terms of the services/products used before applying it to any activity which is, or may be, regulated. We do not assume any responsibility for what you choose to do with this information. Use your own judgment.

Any perceived slight of specific people or organizations, and any resemblance to characters living, dead or otherwise, real or fictitious, is purely unintentional.

Some examples of past results are used in this publication; they are intended to be for example purposes only and do not guarantee you will get the same results. Your results may differ from ours. Your results from the use of this information will depend on you, your skills and effort, and other different unpredictable factors.

It is important for you to clearly understand that all marketing activities carry the possibility of loss of investment for testing purposes. Use this information wisely and at your own risk.

Limited Special Offer for You:

Going Mobile Made Easy

(Video Training)



[Click Here to Download Your Video Training!](#)

(Insert your Upsell Offer URL)

Table of Contents

<u>Introduction</u>	4
<u>Premium Responsive WordPress Template Providers</u>	5
<u>Premium Mobile Website Conversion Tools</u>	16
<u>Premium Mobile Website Creators</u>	21
<u>Conclusion</u>	28
<u>Resources</u>	29
<u>Special Offer (for the next 7 days only)</u>	30

Introduction:



You've learned why going mobile with your business is such an essential part of your success, and we've given you lots of tools to create, test, and begin building and using mobile websites. But we aren't done helping you yet.

When you sit down to put all of this learning into practice, you'll find that searching out the best providers, themes, conversions tools, and creators can be a huge task, and simply typing the phrases into a search engine leave you with overwhelming and questionable results.

So we're doing the legwork for you. We've done reading and research, and in this Bonus Report, we've given you loads of great information about the best of the best so that you won't have to surf through pages of results on your own time.

To Your Success,

Your Name

Premium Responsive WordPress Template Providers

In some of our other materials, we talked about the benefits of using WordPress for your site. There are so many available themes, options, and plugins. One of the most important of these options is the responsive themes that are available.

It is important to have a responsive theme for your site because this means it will translate easily from desktop to mobile. If you are starting from scratch, you don't want to have to create two sites, so choosing a responsive theme is essential.

A responsive theme will adapt depending upon the device, which saves you time and makes it easier for your customers to read. And even before you install your theme, it is important to test it using the [mobile emulator](#). That way you can see what your site will look like to your customers.

Because you want your website to look professional, have the right features, and present the right impression to your customers, selecting the right theme is critical.

If you don't know where to start, you can spend hours sifting through theme after theme. How do you know which theme makers are premium and which ones deliver a less-than-top-notch product?

We've assembled a list of some of the best responsive WordPress template providers here, along with some specifics to help you choose the one that is the best fit for your business.

Elegant Themes <http://www.elegantthemes.com/>

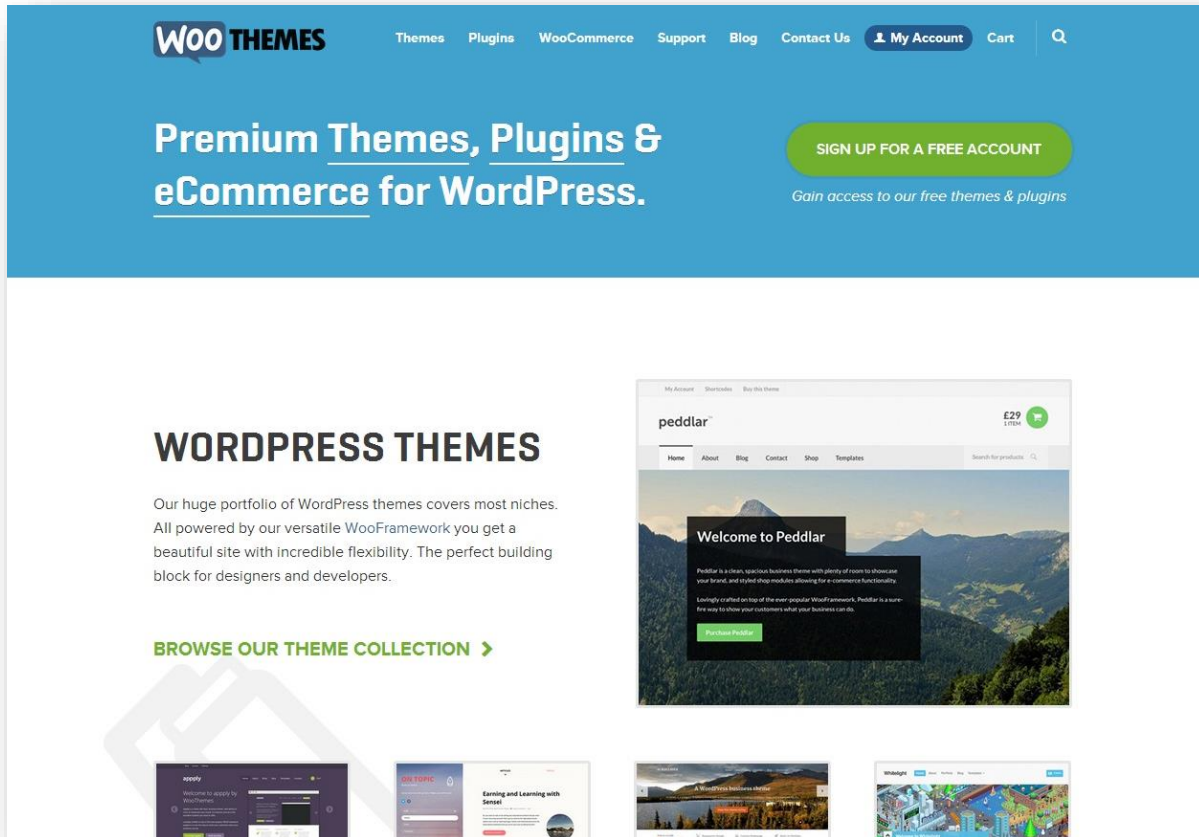


This site came up over and over in our search for the best providers. As of the publication of this report, they have 87 available themes, and they are responsive and great-looking.

The price is reasonable as well, just \$39 for a year membership and personal license. This fee gives you complete access to all themes, perpetual theme updates, and premium technical support.

There are two other subscriptions available that offer more features, such as access to plug-ins and layered Photoshop files. The support they offer is personal and extensive. However, there are no tutorial videos, and several of their themes have a similar construction and look.

Woo Themes <http://www.woothemes.com/>

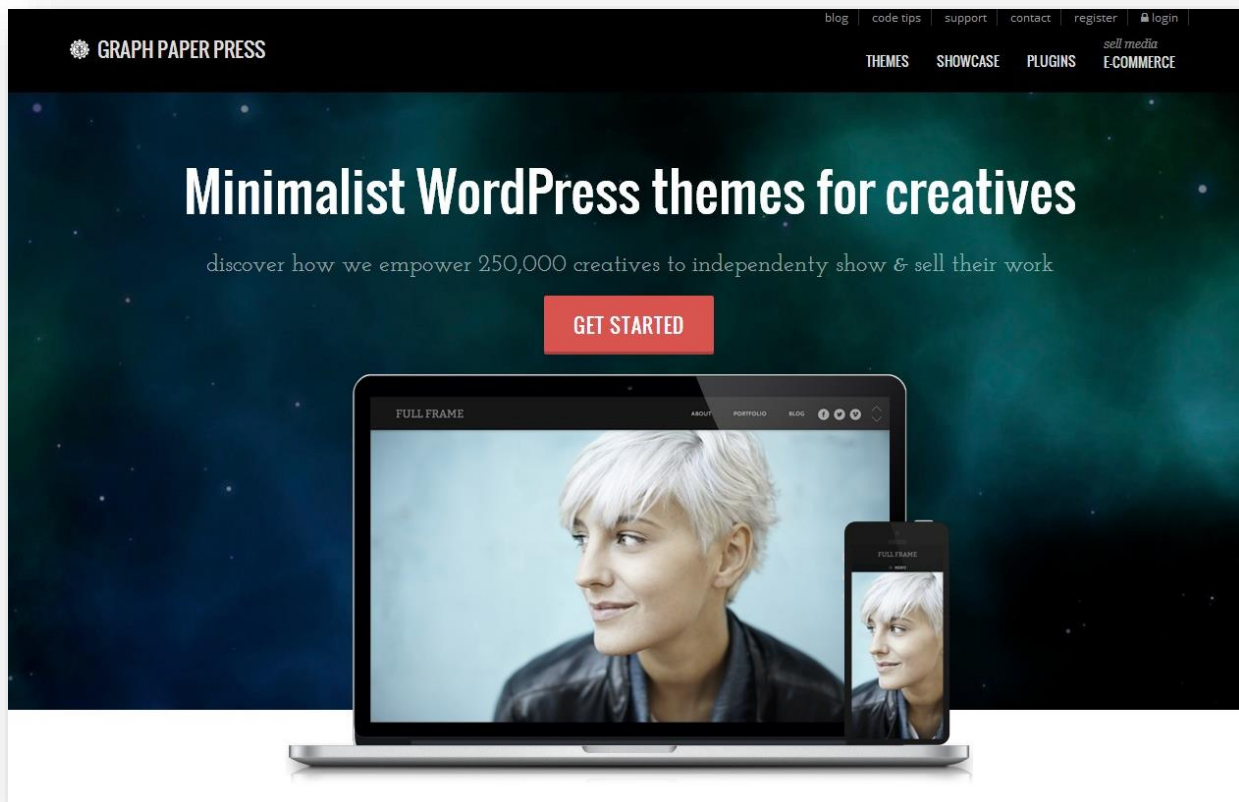


This site has over 84 available themes, and the look, features, and construction of these responsive themes is diverse. There are 16 free themes in their collection as well.

With Woo Themes, you can purchase an individual theme with an average price of about \$70 dollars, but they also have membership options, which give you access to all themes.

These memberships include a monthly fee and a startup fee, with the standard package being \$20 per month with a \$125 startup fee. In addition to a great selection of themes, Woo Themes also has extensive technical support as well as tutorial videos.

Graph Paper Press <http://www.graphpaperpress.com/>



Graph Paper Press offers 49 themes designed for business, photographers, artists, and writers. They also have several free themes available. In addition to themes and plug-ins, this site also offers hosting for its users.

The \$35 dollar plan for Graph Paper Press includes nightly backups, several premium themes, and other features. Themes can be purchased individually for \$75, which includes one year of support and tutorial access, or you can purchase a club membership.

The annual plan is \$125 per year, and the forever plan requires a one-time fee of \$299.

Obox Design <http://www.obox-design.com/>

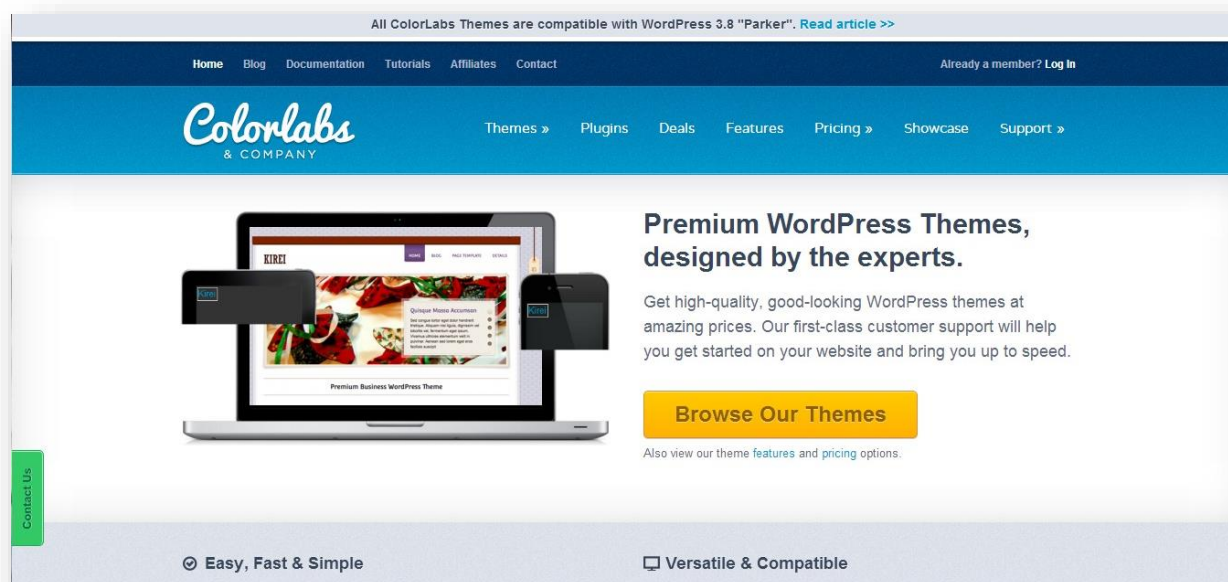


This site does not have as many themes as some of the others, but the themes it does have are very good, and several of them are free. Pricing for Obox varies according to your needs.

A “single Pack” package costs \$60 and includes 2 themes. The “developer pack” has 3 themes and costs \$120. Membership can be purchased for \$140.

The membership includes the entire theme collection. Obox offers support to its users through forums and documentation.

ColorLabs & Company <http://colorlabsproject.com/>



ColorLabs' selection of themes are designed for a variety of niches, including real estate, classifieds, eCommerce, and social networks. They also offer several free themes as well as plugins.

In addition to their regular support, ColorLabs offers detailed one-on-one first time installation support, which is great for new users. In addition, they offer tutorials and documentation.

Purchasing individual themes can cost between \$49 and \$69. They also have three memberships available: the Enterprise Bundle, which has 13+ eCommerce themes and costs \$79 the first year and \$59 thereafter; the Mega Bundle, which includes 29+ multi-purpose themes and costs \$99 the first year and \$79 thereafter; and the Framework Bundle, which includes 10+ backbone and child themes and costs \$89 for the first year and \$69 thereafter.

StudioPress <http://www.studiopress.com/>

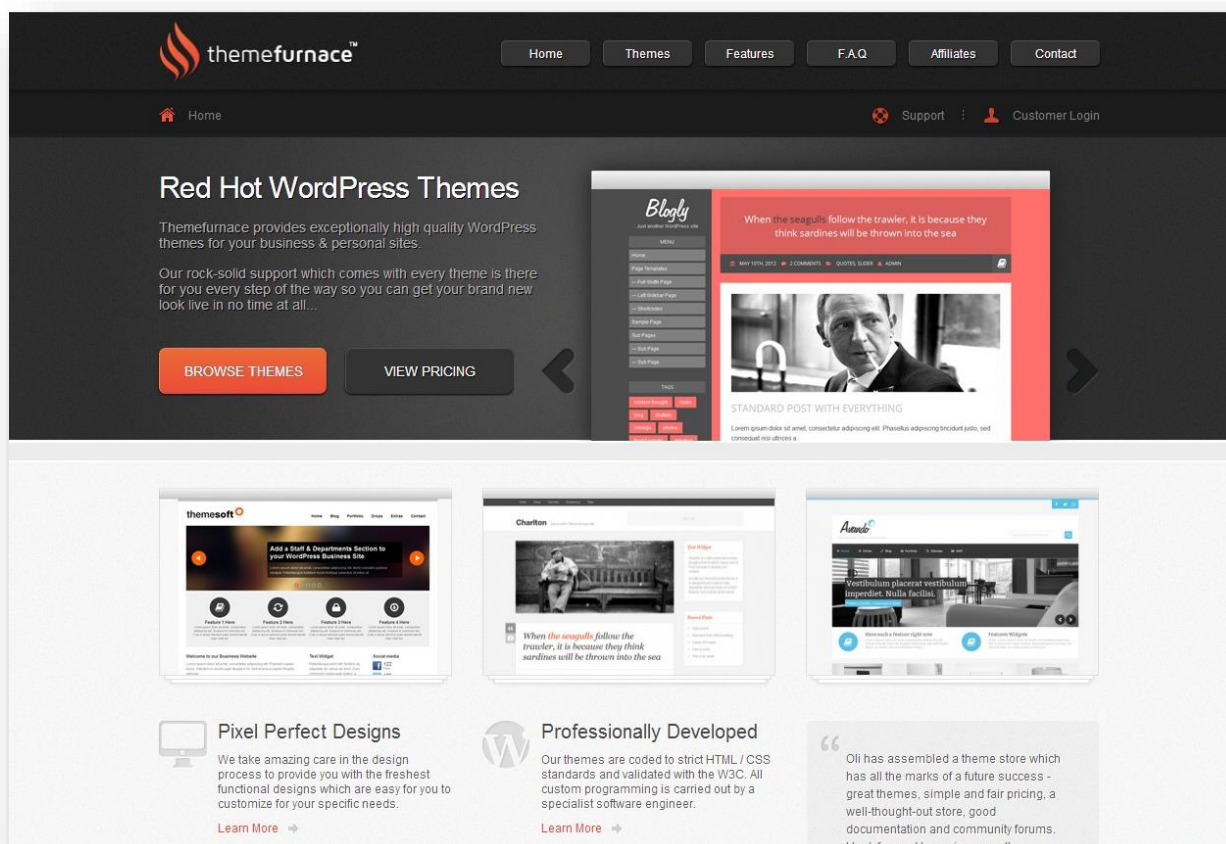


StudioPress has a large collection of themes, both free and premium. In order to access the free child themes, you will also need to purchase their Genesis Framework.

The framework costs \$59.95, and if you also purchase a theme, the price will be around \$75. The Pro-Plus All Theme Package, which is their membership, costs \$349.95 but does not include community-made themes.

There is a separate help section for theme buyers to find support, and they can also send pre-sales questions to the web site. Customers can also access tutorials and certain code snippets.

Theme Furnace <http://themefurnace.com/>

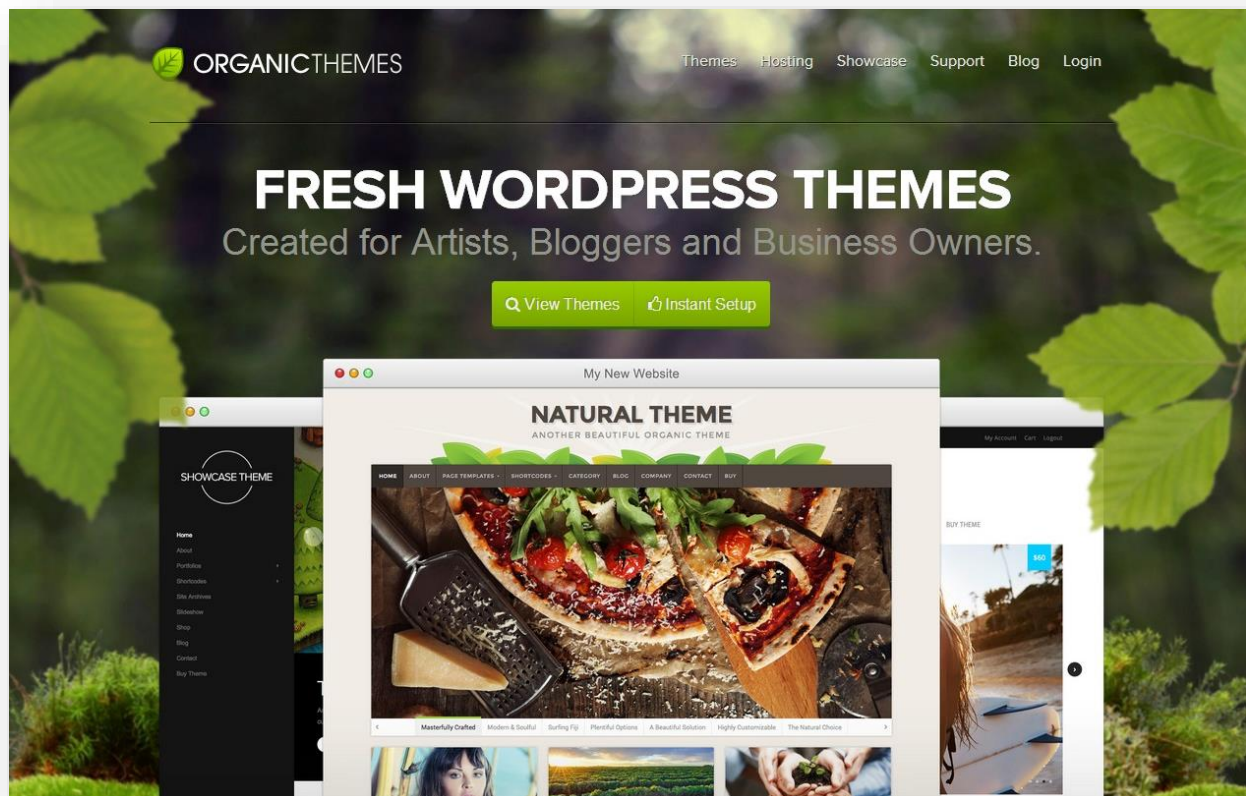


As a relatively new site, Theme Furnace has about 20 themes as of the publication of this report, a few of which are free.

Pricing for individuals themes is \$49, and Developer Club Membership is \$99 per year. Because they are built with the latest WordPress coding standards, most of the themes are customizable.

Support is provided through documentation and a member forum.

Organic Themes <http://www.organicthemes.com/>

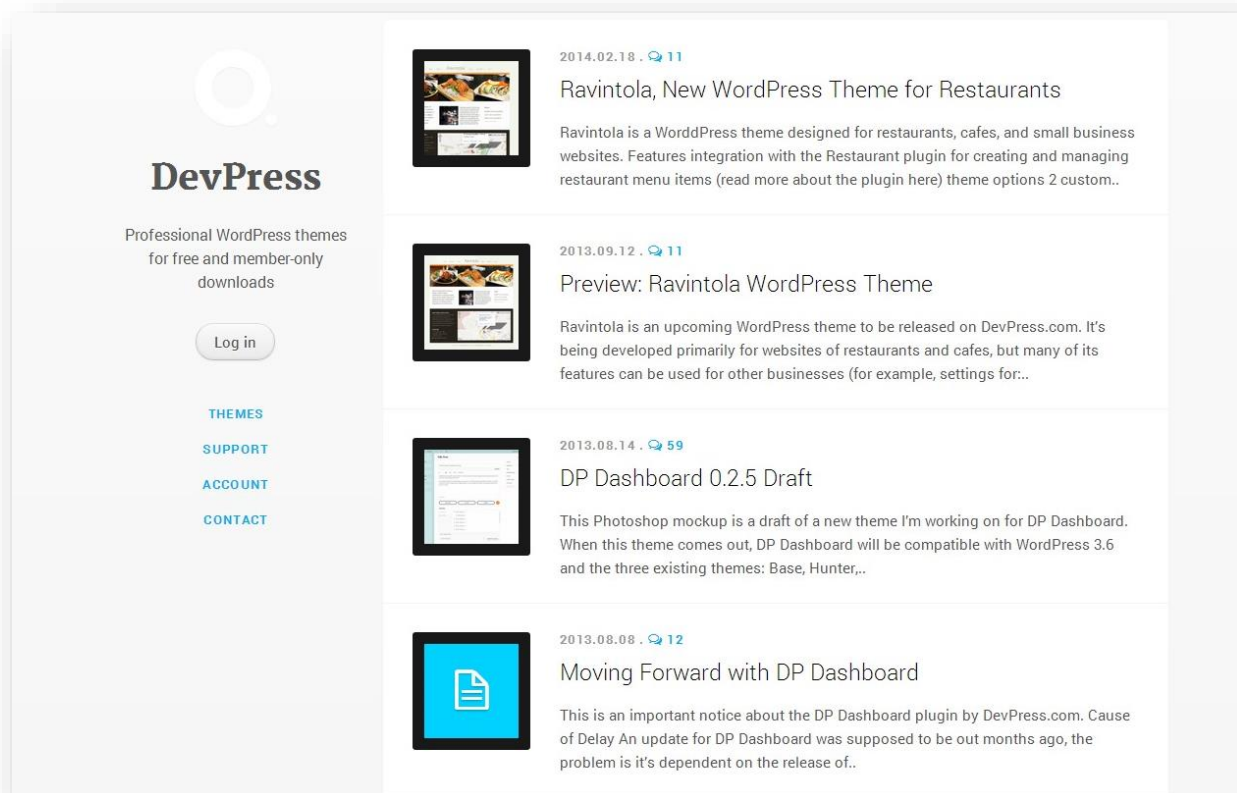


Organic Themes offers an extensive selection of themes which can be purchased for \$69.

The membership fee for this site is \$249, which includes access to the themes as well as detailed documentation, resources, and tutorials for members.

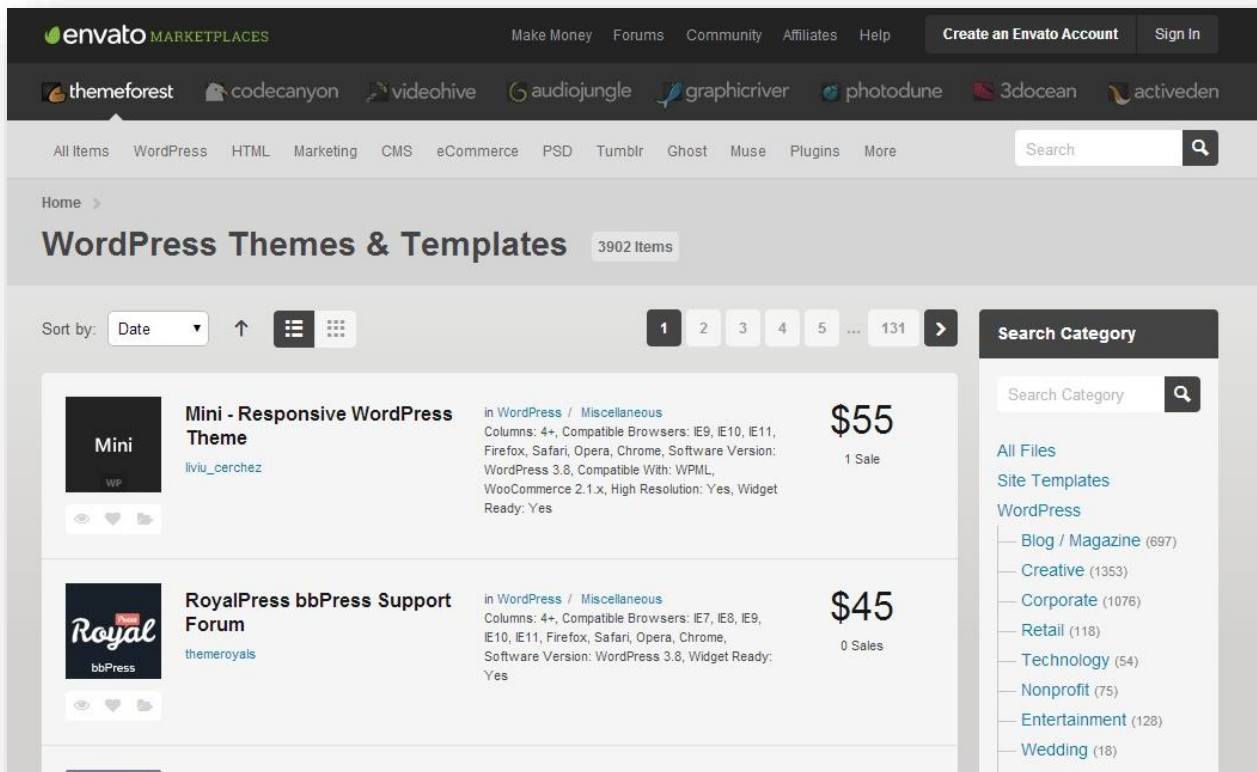
The down-side of using this site is that the pricing is confusing and there is no direct page explaining the details of membership.

DevPress <http://devpress.com/>



DevPress currently has 13 themes, almost all of which are responsive and light-weight. Pre-sale questions can be sent via email, but support is only offered through their forums. Their club membership is currently \$40 per year.

Themeforest <http://themeforest.net/category/wordpress>



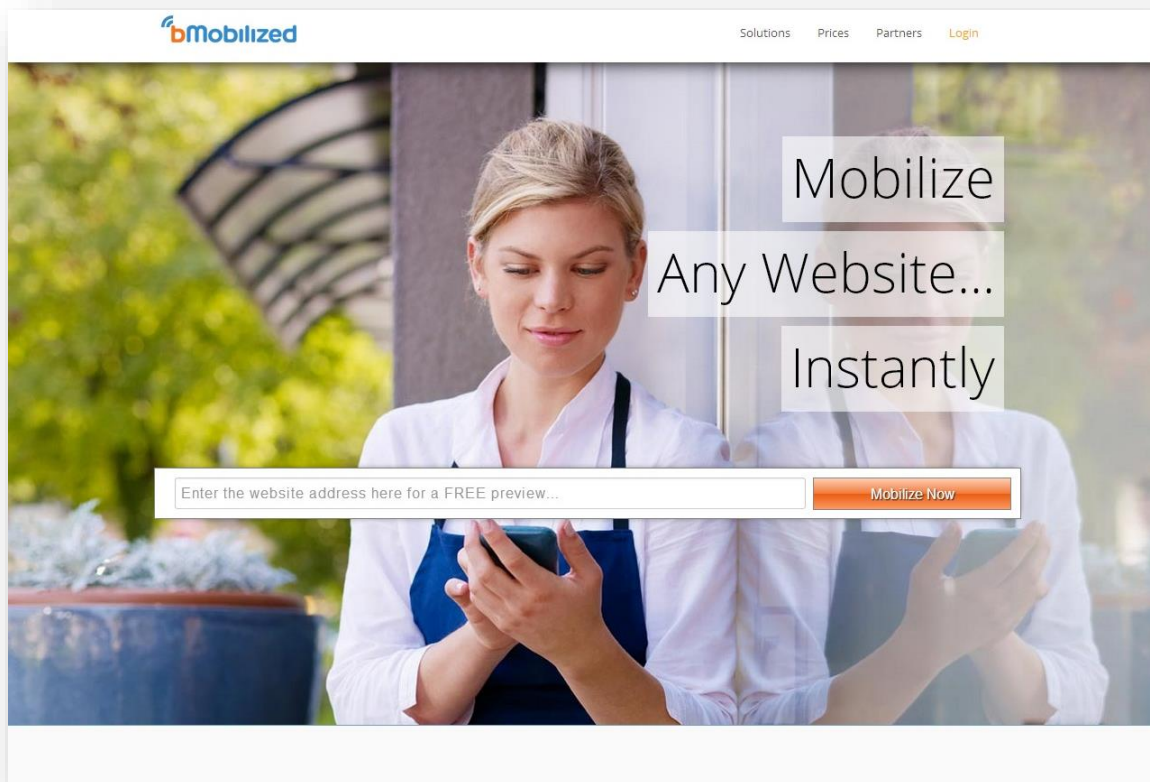
Themeforest has a huge selection of WordPress responsive themes to choose from, and they can be bought for a variety of prices, depending upon your choice. In addition, they have a large offering of plugins for your sites.

You can also subscribe to their site and get great support and help from their forums. You can use their “Buy Now” option, or you can deposit funds into a marketplace account, which saves you the \$2 processing fee and is a great option for making multiple purchases.

The marketplace account requires a minimum \$20 deposit. They also offer other services, such as WordPress installation and customization, logo designs, and custom development.

Premium Mobile Website Conversion Tools

bMobilized <http://bmobilized.com/>



This site instantly converts a website in a few clicks. For \$5 a month, you can easily convert your site into a full-featured HTML-enabled mobile site. You will first be asked to register, and then you will be able to customize the site.

The two platforms can be linked by copying and pasting the “redirection script” from the dashboard to your existing site. If you decide to pay the \$9 per month fee, you will also get customer support, including setup assistance.

DudaMobile <http://www.dudamobile.com/>



DudaMobile converts your site by scanning your site to take images, content, and other information in order to build a template. You can then customize or edit the template.

In addition, once the site content has been converted, you can use drag and drop to remove or edit site elements.

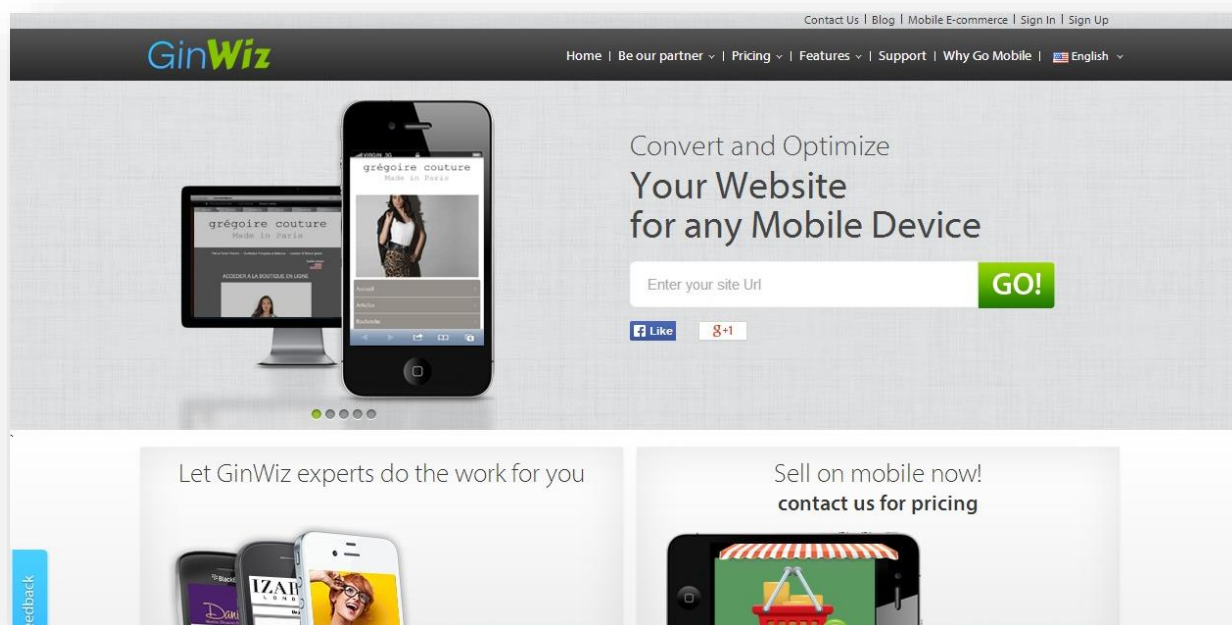
The cost for DudaMobile is \$9 per month.

MoFuse <http://mofuse.com/>

A screenshot of the MoFuse website. The header features the MoFuse logo on the left and navigation links for OVERVIEW, PRICING, SERVICES, and PARTNERS on the right. The main content area has a background image of a man sitting at a desk. On the left, there are three stacked buttons: 'Create' (green), 'Connect' (blue), and 'Promote' (orange). To the right of these buttons, the text reads 'CREATE a beautiful mobile website, easy and affordable', followed by 'Learn More' and a green 'GET STARTED NOW' button. Below this, there are two sections: 'I am a Business Owner' with a smartphone icon and 'I am a Reseller' with a tablet icon. Each section includes a brief description and a 'Learn More' link. At the bottom, a 'Features Include' section lists six items: Click to Call, Custom Integration, Google Tools, Mobile Advertising, Design Tools, and M-Commerce.

When you subscribe to MoFuse, not only can you easily convert your site, you will also have access to their SMS text marketing package and their search and SEO support.

GinWiz <http://www.ginwiz.com/>



With GinWiz, you will can easily convert your standard site to mobile using steps similar to other website conversion tools.

You can choose elements from your standard site as well as edit and customize your mobile site.

The standard plan can be paid yearly at \$288 or monthly at \$30.

Mobilize Today <http://www.mobilizetoday.com/>

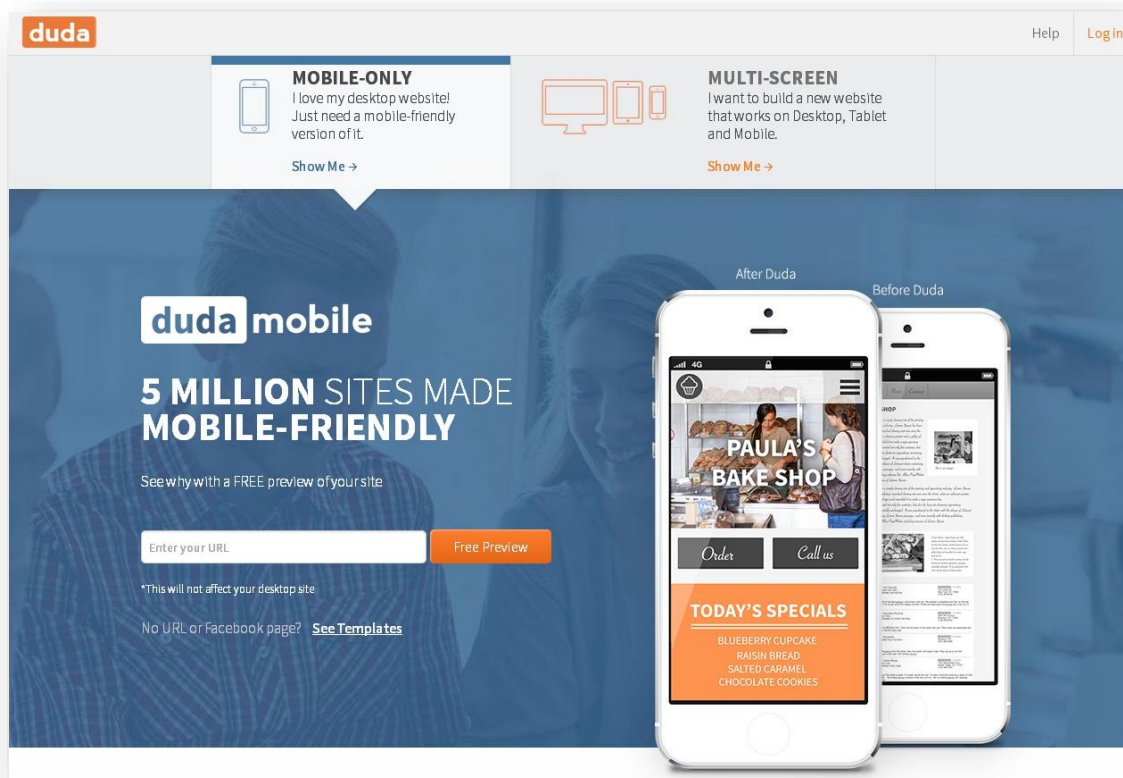
The screenshot shows the Mobilize Today website interface. At the top, there's a navigation bar with links: Home, Pricing, Showcase, Blog, Resellers, and Ask a Question. A 'Login' button is also present. The main heading is 'Get Your Mobile Website !'. Below this, there are three bullet points: 'Always up-to-date mobile content synchronized with your desktop website', 'Fully compatible interaction including login, sign up, contact and more', and 'Easy to use mobile web builder (full featured)'. A 'Features and pricing' link is also visible. To the right, there's a 'TRY IT NOW' button with a 'FREE' tag, a text input field for 'your desktop website', and a large orange 'Let's go!' button. Below the main heading, there's a section 'Compatible with' showing logos for iOS, Android, BlackBerry, Windows Phone, and bada. Further down, there's a section 'It's Easy as 1,2,3' with a video player and a '3:00' duration. Next to it is a section 'Already Mobilized' with a link to 'examples'. On the right, there's a smartphone displaying the 'WESTconsin CREDIT UNION' mobile website. At the bottom, there's a 'How it Works' section with three steps: 'Sign Up' (Simply enter your site url and click the "Let's Go" button. It's free and takes seconds!), 'Customize' (With our unique Mobile Builder you can easily customize the way your desktop site is converted into mobile.), and 'Publish' (Once satisfied with your mobile website do a publishing with either on-demand or self hosting.). A 'Read more' link is provided for the 'Publish' step.

Mobilize Today uses a three-step process to convert your existing website. You can sign up for free and type in your URL. Then you customize and edit your mobile site. Your site can then be published.

Pricing varies, from the free subscription, which entitled you to 100 Mb of traffic per month and \$9/Gb thereafter; ad-free options for \$49 or \$99 per a year; or the license package, which is \$499 a year.

Premium Mobile Website Creators

DudaMobile <http://www.dudamobile.com>

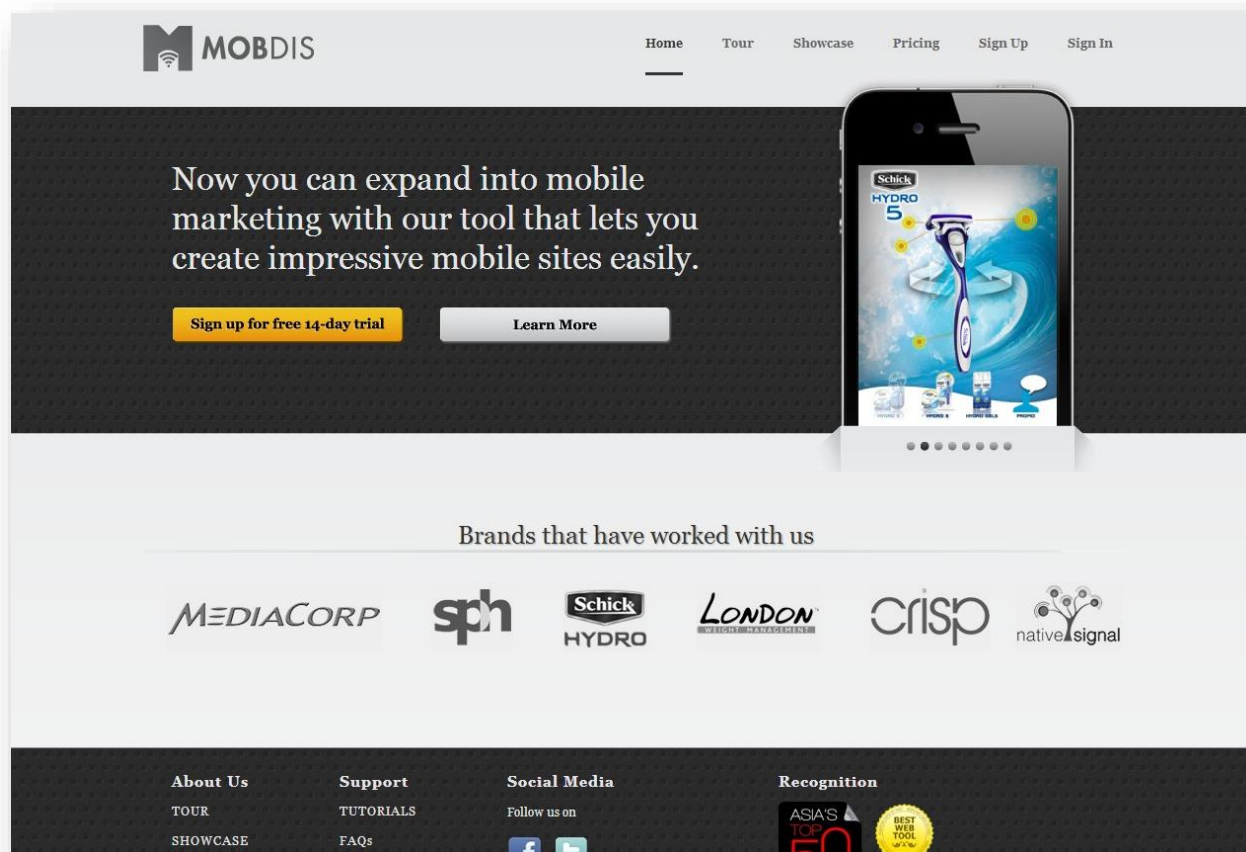


In addition to the conversion services listed above, DudaMobile gets high marks as a mobile website creator as well.

They have 15 available templates from which you can build your mobile site. You do not have to have any coding skills to use this site, though you can use the advanced editing option, which supports CSS and HTML coding.

It also offers SEO, and the fee is \$9 per month

MobDis <http://www.mobdis.com/>



In addition to offering conversion services, you can use one of over a dozen templates on MobDis to create a site from scratch.

The templates are tailored to specific types of businesses as well. As you create your site, you will be allowed to add text, images, galleries, and video. It also includes an array of helpful tools for small businesses.

The fee for MobDis is \$28 per month

GoMobi <http://gomobi.info/>

The screenshot shows the GoMobi website homepage. At the top left is the GoMobi logo with the tagline 'a dotMobi product'. To the right is a navigation menu with links: HOME, HOW IT WORKS, TRY FOR FREE, BECOME A PARTNER, SUPPORT, and BLOG. A 'DASHBOARD LOGIN' link is also present in the top right corner. The main banner features a hand holding a smartphone displaying a mobile website for 'The Grand Hotel'. Surrounding the phone are icons for a map, a percentage sign, a WhatsApp icon, and a Facebook icon. Text on the banner includes 'Every feature needed for mobile web' and 'Expand your business and generate more revenue'. A 'BECOME A PARTNER' button is visible. Below the banner is a dark bar with the text 'Mobile Websites for Any Device, Anywhere, in Any Language'. The footer area contains a paragraph about GoMobi's services, a 'Try it for free' section with a small image of a smartphone, and a cookie consent bar at the bottom stating 'This site uses cookies. By continuing to use the site, you accept our use of cookies. See our [privacy policy](#) I agree'.

The pricing for GoMobi is only \$5.99, which makes it a great bargain. It has a variety of options, including social media integration and contact features.

There are 10 pre-built templates that have limited design customizability.

However, it is very easy for the newbie mobile site creator to use.

Qfuse <http://qfuse.com/>

Qfuse
QR Codes, NFC Tags, & Mobile Sites

Home Features Pricing Learn More Contact Blog Sign Up Log In

For Professional Service Call: (888) 95-QFUSE (73873)

Link dynamic QR Codes and NFC Tags to mobile-friendly content.
Powerful analytics & reporting help track your success.

Sign Up Today Free!

Takes Less than 60 Seconds - we actually timed it :-)

Scan to view live sample

01:38 vimeo

Qfuse offers 9 different template designs for your site. These templates can be modified to suit your business' individual needs. Because the sites built using Qfuse are HTML5 compatible, your mobile site will work on most smartphones.

You can also use such features as adding a custom logo, image galleries, and about and Contact pages. One great feature is the click-to-call feature, which means your customers can call directly from your site.

The monthly fee for using Qfuse is \$50, or you can pay \$480 annually.

MoFuse <http://mofuse.com/>

mofuse

OVERVIEW PRICING SERVICES PARTNERS

Create

Connect

Promote

Learn More GET STARTED NOW

CREATE a beautiful mobile website, easy and affordable

I am a Business Owner
I want mobile to help me grow my business
[Learn More](#)

I am a Reseller
I want to provide mobile services to my customers
[Learn More](#)

Features Include

- Click to Call
- Custom Integration
- Google Tools
- Mobile Advertising
- Design Tools
- M-Commerce

This mobile website creator has a great selection of templates and features as well as a variety of packages. The most basic plan is easy to use but has limited access to certain features. However, the more advanced plans allow you to use the same system for a variety of URL's.

MoFuse allows you to add basic options and social media integration. For MoFuse, the basic plan is \$9 per month, the SMS text marketing plan is \$40 per month, and the search & SEO plan is \$199.

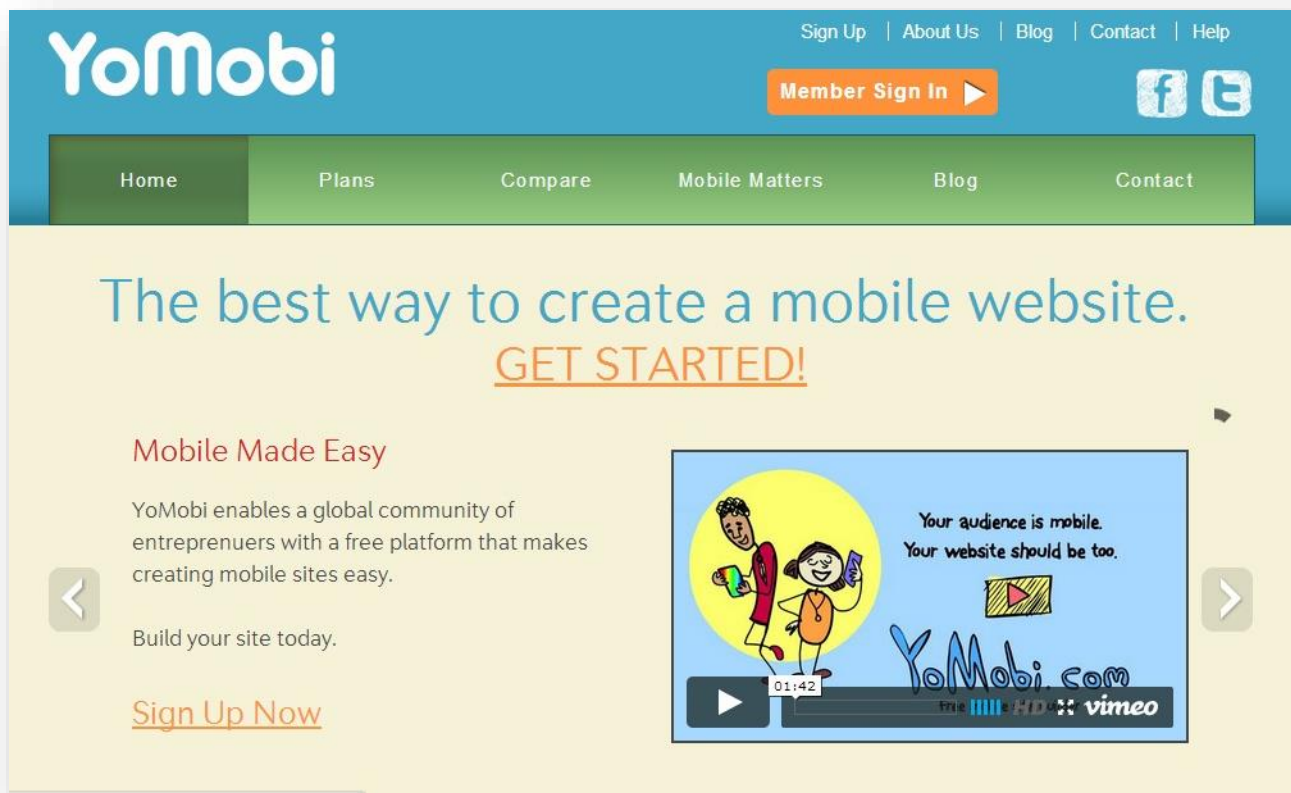
Landr <http://landr.co/>



Though Landr only offers three templates, it's easy to add all sorts of features, including QR codes or simple web searches for your products. And because it is easy to use, it is perfect for the first time mobile website creator.

It includes sections for images, contact information, and company information, and you can easily connect your site with social media such as Facebook and Twitter. And the monthly fee for using Landr is only \$9, which makes it a good value.

YoMobi <http://www.yomobi.com/>



YoMobi is great in that it is compatible with any device that uses HTML5. Its templates make it quite simple to create an effective design.

It has a drag and drop interface, which makes editing and customizing easy as well. And YoMobi also offers limited technical support.

It is another viable option for the relatively new mobile website creator. And at \$6 per month, it is very affordable.

Conclusion:

Once you use the above information to find an awesome responsive template, convert your existing site, or build your mobile website from scratch, you'll be ready to reap the enormous benefits that mobile marketing can bring, and you'll be amazed at how your business grows when you are connected with people 24/7.

You've seen why going mobile is so important, how mobile use has overtaken PC use, and how many options are available when it comes to making your own mobile website.

When you implement this training, you'll have a responsive site that is great looking, easy to navigate, and your customers and clients will be able to see what's going on in your business from wherever they are.

When your customers can easily reach you from wherever they are, that means your business is going more places. And growing your visibility means growing your business.

With the tools we have provided, going mobile should be easy to achieve.

To Your Success,

Your Name

Resources

Mobile Website Videos

- ✓ <http://www.bluetrainmobile.com/blog/how-to-embed-videos-on-mobile-websites/>
- ✓ <http://www.youtube.com/watch?v=oSFQsjk-drQ>

Mobile Website Tools

- ✓ <http://www.bluetrainmobile.com/blog/5-key-mobile-marketing-stats-you-need-to-know/#.UwfulYXp3FA>
- ✓ <http://www.virtualmechanics.com/products/spinnerpro/>

Mobile Website Training

- ✓ <http://www.webucator.com/mobile-training/mobile-web-development.cfm>
- ✓ <http://www.lynda.com/Mobile-Web-training-tutorials/1465-0.html>

Mobile Website Blogs

- ✓ <https://blog.kissmetrics.com/mobile-mania/>
- ✓ <http://www.mobilemarketer.com/>

Mobile Website Forums

- ✓ <http://mobility.mobi/>
- ✓ <http://mobiforge.com/forum>

Mobile Website Infographics

- ✓ <http://www.digitalbuzzblog.com/infographic-2013-mobile-growth-statistics/>
- ✓ <http://www.techrepublic.com/blog/smartphones/infographic-rise-of-the-mobile-strategist/6233/>

Mobile Website Affiliate Programs

- ✓ <http://www.affiliateranker.com/directory/Mobile/>
- ✓ <http://www.mobyaffiliates.com/>

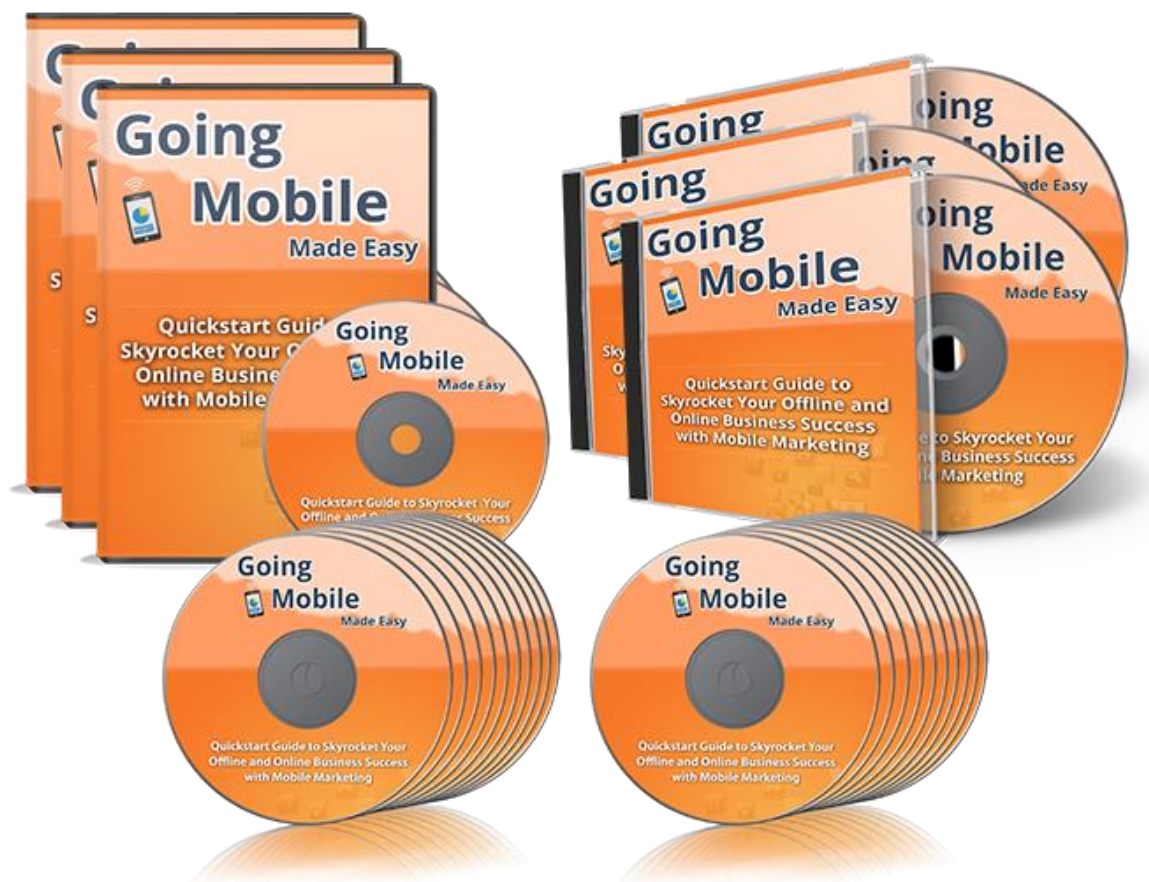
Mobile Website Demographics

- ✓ <http://www.brafton.com/news/mobile-web-use-rising-across-all-demographics-in-the-u-s>
- ✓ <http://www.pewinternet.org/fact-sheets/mobile-technology-fact-sheet/>

Limited Special Offer for You:

Going Mobile Made Easy

(Video Training)



[Click Here to Download Your Video Training!](#)

(Insert your Upsell Offer URL)